



NOTTINGHAM CITY COUNCIL
BASFORD AND BESTWOOD AREA COMMITTEE

Date: Wednesday, 30 September 2015

Time: 4.30 pm

Place: Ground Floor Committee Room - Loxley House, Station Street, Nottingham,
NG2 3NG

Councillors are requested to attend the above meeting to transact the following business

Corporate Director for Resilience

Governance Officer: Nancy Barnard **Direct Dial:** 0115 876 4302

AGENDA

Pages

- | | | |
|----------|---|---------|
| 1 | APOLOGIES FOR ABSENCE | |
| 2 | DECLARATIONS OF INTERESTS
If you need advice on declaring an interest, please contact the Governance Officer above, if possible before the day of the meeting | |
| 3 | MINUTES
Last meeting held on 24 June 2015 (for confirmation) | 3 - 8 |
| 4 | HENRY MELLISH SPORTS CENTRE - MANAGEMENT UPDATE | |
| 5 | AREA COMMITTEE COMMUNITY REPRESENTATIVES
Report of Corporate Director of Commercial and Operations | 9 - 16 |
| 6 | APPOINTMENTS TO OUTSIDE BODIES
Report of Corporate Director for Resilience | 17 - 20 |
| 7 | NOTTINGHAM CITY HOMES
Reports of Chief Executive, Nottingham City Homes | |
| | (a) Performance update | 21 - 36 |
| | (b) Environmental schemes | 37 - 42 |

8	WARD PERFORMANCE REPORT - Q1, APRIL TO JUNE 2015 Report of Corporate Director of Commercial and Operations	43 - 64
9	POLICE UPDATE Inspector Woolley to report	65 - 66
10	AREA CAPITAL FUND - 2015/16 PROGRAMME Report of Corporate Director of Commercial and Operations	67 - 74
11	DELEGATED AUTHORITY SPEND - Q1, APRIL TO JUNE 2015 Report of Corporate Director of Commercial and Operations	75 - 78

CITIZENS ATTENDING MEETINGS ARE ASKED TO ARRIVE AT LEAST 15 MINUTES BEFORE THE START OF THE MEETING TO BE ISSUED WITH VISITOR BADGES

CITIZENS ARE ADVISED THAT THIS MEETING MAY BE RECORDED BY MEMBERS OF THE PUBLIC. ANY RECORDING OR REPORTING ON THIS MEETING SHOULD TAKE PLACE IN ACCORDANCE WITH THE COUNCIL'S POLICY ON RECORDING AND REPORTING ON PUBLIC MEETINGS, WHICH IS AVAILABLE AT WWW.NOTTINGHAMCITY.GOV.UK. INDIVIDUALS INTENDING TO RECORD THE MEETING ARE ASKED TO NOTIFY THE GOVERNANCE OFFICER SHOWN ABOVE IN ADVANCE.

NOTTINGHAM CITY COUNCIL

BASFORD AND BESTWOOD AREA COMMITTEE

**MINUTES of the meeting held at LB41 - Loxley House, Station Street,
Nottingham, NG2 3NG on 24 June 2015 from 16.30 - 17.54**

Membership

Present

Councillor Brian Grocock (Vice Chair)
Councillor Alex Norris
Councillor David Smith
Councillor Michael Wildgust (Chair)
Councillor Linda Woodings

Absent

Councillor Cat Arnold

Colleagues, partners and others in attendance:

Inspector Woolley	-	Nottinghamshire Police
Steven Barker	-	Leen Valley
Michael Savage	-	Old Highbury Vale Tenants & Residents Association
Phil England	-	Whitemoor Neighbourhood Watch Association
Patrick Jordan	-	Bestwood Ward/Advice Centre
Lynn Standen	-	Nottingham City Homes
Noel McMenamin	-	Governance Officer
Gursharan Singh	-	Neighbourhood Development Officer

1 APPOINTMENT OF CHAIR

RESOLVED to appoint Councillor Mick Wildgust as Chair of the Committee for the 2015/16 municipal year.

2 APPOINTMENT OF VICE-CHAIR

RESOLVED to appoint Councillor Brian Grocock as Vice Chair to the Committee for the 2015/16 municipal year.

3 APOLOGIES FOR ABSENCE

Councillor Cat Arnold (other Council business)
Dale Griffin – Neighbourhood Management
Heidi May – Locality Manager
Tarquin Weaver, CBF Gymnasium

4 DECLARATIONS OF INTERESTS

None.

5 MINUTES

The Committee confirmed the minutes of the meeting held on 25 February 2015 as a correct record and they were signed by the Chair.

6 HENRY MELLISH SPORT CENTRE - MANAGEMENT UPDATE

RESOLVED to consider this item at the Committee's September 2015 meeting.

7 WARD COUNCILLOR DELEGATED AUTHORITY SPEND

Gursharan Nijran, Neighbourhood Development Officer, presented a report of the Strategic Director for Commercial and Neighbourhood Services, detailing completed and ongoing projects and schemes in the Basford and Bestwood areas funded from Councillors' individual delegated ward allocations, and highlighting allocations for 2015/16.

RESOLVED

- (1) to note the projects and schemes funded from ward Councillor delegated budgets since the last meeting, and the latest funding position, as follows:

Basford Ward (£)

Area 2 Christmas Events	-	500
Basford Schools Book Vouchers	-	5,283
Knit and Knatter	-	200
Brooklyn Park Development	-	5,000
Highbury Vale Summer Fun Day	-	650
Balance brought forward 2013/14	-	16,435
Allocation 2014/15	-	15,000
Total available 2014/15	-	31,435
Total allocated (at 31/03/15)	-	30,855
Total available (at 31/03/15)	-	580

Bestwood Ward

African Women Empowerment Forum (AWEF)	-	1,475
Crime Prevention Equipment	-	6,000
Christmas Maintenance Budget	-	5,000
Bestwood Estate Community Centre Equipment	-	590
Money Box Pilot	-	1,000
Bestwood Estate Knit and Knatter	-	200
Bestwood Park Community Centre Equipment	-	1,000
Ridge Adventure Playground 5 year Celebration	-	200
Leen Valley Community Centre events	-	1,100
Balance Brought forward 2013/14	-	24,627
Allocation 2014/15	-	15,000
Deprivation award (IMD) 2014/15	-	14,154
Total Available 2014/15	-	53,781

Total de-committed	-	14,000
Total allocated (at 31/03/15)	-	49,315
Total available (at 31/03/15)	-	18,466

(2) To note that the allocation for each ward councillor in 2015/16 is £5,000.

8 AREA CAPITAL FUND 2015-16

Gursharan Nijran, Neighbourhood Development Officer, presented a revised report of the Strategic Director for Commercial and Neighbourhood Services, copies of which were placed around the table, which provided an update on the latest spend proposals under the Area Capital Fund 2013-15, including highways and footways.

Mr Singh highlighted an additional scheme not in the report and requiring approval, asterisked below.

RESOLVED to approve the following Area Capital fund schemes, and to note the remaining available funds for Basford (£101,264) and Bestwood (£27,285):

<u>Location</u>	<u>Scheme</u>	<u>Cost</u> <u>(£)</u>
<u>Basford</u>		
Basford Ward Trees	- Tree work (felling, replanting)	- 5,000
*Park Lane	- Improvements outside Southwark Primary School	- 3,000
<u>Bestwood</u>		
Bestwood street name plates	- signage	- 1,364
Bestwood Park Drive 1	- footpaths	- 45,818
Pedmore Valley	- footpaths	- 15,565
Bestwood Ward Trees	- Tree Felling, replanting	- 5,000
Leybourne Drive	- Area Improvement	- 50,000
Eden Glade	- Area Improvement	- 12,000

9 ENVIRONMENTAL SCHEMES - NOTTINGHAM CITY HOMES

Lynn Standen, Tenancy and Estate Manager, introduced the report of the Chief Executive, Nottingham City Homes, requesting approval for 3 environmental schemes.

A councillor highlighted the point that old, established posts and railings in Bestwood Park had never been painted despite assurances that this would take place.

Mr Singh confirmed that LTP funds had been approved for 30 metres of fencing at Bradwell Drive, and that the brief for commencement will be issued.

RESOLVED to approve the following Nottingham City Homes Environmental Schemes:

Basford

Toton Close 'Grander Design' Transformational Work - £65,000

Bestwood

Raymede Drive Phase 2 'Grander Design' Fencing Programme - £25,825.19

Leybourne Drive 'Grander Design' Fencing Programme - £50,000

10 NOTTINGHAMSHIRE POLICE - UPDATE

Inspector Woolley gave an update on crime and anti-social behaviour in Basford and Bestwood wards up to 31 March 2015. The key issues highlighted are:

Basford

- (a) Most crime categories have seen reductions, except for theft-related crimes. Anti-social behaviour levels are also down on the previous quarter;
- (b) The Neighbourhood Police Team has undertaken extensive work on domestic burglary and burglary other (sheds/garages). The new Community Priority is Brooklyn Road and Heathfield Road areas for nuisance vehicles and anti-social behaviour;
- (c) A prolific and persistent offender (burglar) has been given a 3-year sentence.

Bestwood

- (d) There have been reductions in most crime and anti-social behaviour categories except theft-related offences, vehicle crime, violence and sexual offences;
- (e) Neighbourhood Police Team activity has focussed on criminal damage and violence-related offences. Perpetrators of criminal damage have been identified and dealt with;
- (f) The new Community Priority is Kyle View and surrounding area for anti-social behaviour and drug-related misuse issues.

Councillors noted and welcomed the increased reporting of domestic violence. Inspector Woolley also highlighted the difficulty in dealing with cybercrime – identifying victims, identifying where crimes take place (location of perpetrator or victim) and making judgement call whether to prosecute for low-level crime.

RESOLVED to note the update.

11 NOTTINGHAM CITY HOMES AREA PERFORMANCE

Lynn Standen, Tenancy and Estate Manager, introduced the report of the Chief Executive, Nottingham City Homes, providing updates on key issues and themes linking back to local priorities and the strategic themes for Nottingham City Homes.

The following issues were raised during discussion and in response to councillor questions:

- (a) The Decent Homes team manage the process of replacing doors, windows and other fittings, and keep a database of the age and condition of fittings. However, there can be complications when tenants refuse upgrades, or do not respond to team requests for information;
- (b) There has been a Day of Action in Leen Valley, focussing on flytipping, repairs and deep cleansing;
- (c) There is a recharge for the replacement of fittings deemed to be as a result of malicious damage, and these are reported to the Patch Manager. However, a balance needs striking when dealing with vulnerable tenants;
- (d) There can be issues where external contractors delivering work do not follow the correct process, and concerns can be raised via the Decent Homes hotline;
- (e) NCH colleagues remind tenants with untidy gardens of their responsibility to maintain them, and if an informal approach is not effective then action can be escalated through a formal letter, loss of £100 good tenancy incentive and final warning/Court action. If due process is not followed, prosecutions/evictions will not be successful;
- (f) Ms Standen suggested carrying out a walk/inspection of green areas of concern to councillors in Top Valley, where inconsiderate parking was causing damage.

RESOLVED to note the report and discussion.

12 RIGHT TRACK: ANNUAL REPORT 2014-15

RESOLVED to consider this item at the Committee's September 2015 meeting.

13 WARD PERFORMANCE: JANUARY - MARCH 2015

Gursharan Nijran, Neighbourhood Development Officer, presented a report of the Strategic Director of Commercial and Neighbourhood Services, which provided an update on key issues and themes in the wards, linked to local priorities and strategic themes in the Nottingham Plan 2020. The report provides summary updates on the following key themes:

- Ward priorities;
- Community engagement;
- Finance;
- Safer Nottingham - crime and anti-social behaviour;
- Neighbourhood Nottingham – cleansing and Environmental issues;
- Working Nottingham - unemployment rates;

- Healthy Nottingham – local health priorities;
- Housing;
- Community Protection;
- Fire.

Councillors noted the update and welcomed the high score for cleanliness in both wards.

A councillor highlighted the problem of flytipping on vacant land, and it was pointed out that there is an issue with dumping by those from outside the City boundary. Mr Singh confirmed that there is a need to find a more permanent solution to the issue, including working with landowners and communications with citizens.

Problem parking around David Lane was highlighted as an issue that may require multi-agency work to resolve.

RESOLVED to note the latest position in regard to ward performance against local priorities and strategic themes of the Nottingham Plan 2020.

14 FUTURE MEETING DATES

RESOLVED to meet at 4.30pm on the following Wednesdays:

2015

**30 September
25 November**

2016

24 February

Area 2 Committee (Basford and Bestwood Wards) – 30th September 2015

Title of paper:	Area Committee Community Representatives	
Director(s)/ Corporate Director(s):	Andy Vaughan Director of Commercial & Neighbourhood Services	Wards affected: Basford and Bestwood
Report author(s) and contact details:	Heidi May North Locality Manager 0115 8833737 heidi.may@nottinghamcity.gov.uk Gursharan Singh Nijran Neighbourhood Development Officer – Basford Ward 0115 8833734 gursharan.nijran@nottinghamcity.gov.uk Dale Griffin 0115 8833736 Neighbourhood Development Officer – Bestwood Ward dale.griffin@nottinghamcity.gov.uk	
Other colleagues who have provided input:		
Date of consultation with Portfolio Holder(s) (if relevant)	N/A	
Relevant Council Plan Strategic Priority:		
Cutting unemployment by a quarter		<input type="checkbox"/>
Cut crime and anti-social behaviour		<input type="checkbox"/>
Ensure more school leavers get a job, training or further education than any other City		<input type="checkbox"/>
Your neighbourhood as clean as the City Centre		<input type="checkbox"/>
Help keep your energy bills down		<input type="checkbox"/>
Good access to public transport		<input type="checkbox"/>
Nottingham has a good mix of housing		<input type="checkbox"/>
Nottingham is a good place to do business, invest and create jobs		<input type="checkbox"/>
Nottingham offers a wide range of leisure activities, parks and sporting events		<input type="checkbox"/>
Support early intervention activities		<input type="checkbox"/>
Deliver effective, value for money services to our citizens		<input checked="" type="checkbox"/>
Summary of issues (including benefits to citizens/service users):		
<p>The report invites the Area Committee to formally appoint Community Representatives from the Basford and Bestwood Wards onto the Area 2 Committee as required by the Terms of References for the Role of Area Committee Community Representatives.</p> <p>Local organisations are invited annually to nominate a representative to the Area Committee. The role of the community representative and the procedure for accepting nominations is outlined in Appendix 1.</p>		
Recommendation(s):		
1	That the Area Committee formally appoints Area Committee Community Representatives from the Basford and Bestwood Wards as highlighted in Appendix 2, to the Area Committee for the municipal year 2015/16.	

1. REASONS FOR RECOMMENDATIONS

The Council's constitution requires Area Committees to formally confirm Community Representatives at the start of the municipal year and encourage citizens living in the ward to become involved in democratic decision making process alongside Councillors.

2. BACKGROUND (INCLUDING OUTCOMES OF CONSULTATION)

- Each year the Area Committee invites nominations from relevant groups and organisations and appoints representatives from the wards. Nominations are attracted from groups that are active in the area, but there is also the need to ensure that the Committee reflects the views of all sectors of its community.
- The role of the Community Representatives on an Area Committee has been designed to bring citizens living in the area in question into the democratic decision making process alongside Councillors.
- The revised Terms of Reference for the Role of Area Committee Community Representatives include guidance on the selection and the role of the Community Representative and is designed to help achieve reflective representation of the ward.
- The Council's constitution requires Area Committees to confirm community representatives at the start of each municipal year, normally a meeting in May and the Neighbourhood Development Officers have been liaising with local community groups in advance of this meeting.
- Nomination forms were sent out along with the Terms and References for the Role of Area Committee Representative to groups and organisations on the basis that it provides a geographical representation of the ward.
- Completed nomination forms and expression of interest for Community Representatives onto the Area 2 Committee for the municipal year 2015/16 were received from groups and community organisations and these are listed in Appendix 2.

3. OTHER OPTIONS CONSIDERED IN MAKING RECOMMENDATIONS

- None

4. FINANCE COMMENTS (INCLUDING IMPLICATIONS AND VALUE FOR MONEY/VAT)

- That the Area Committee set aside a small budget for the payment of travel and care costs for Community Representatives

5. LEGAL AND PROCUREMENT COMMENTS (INCLUDING RISK MANAGEMENT ISSUES, AND LEGAL, CRIME AND DISORDER ACT AND PROCUREMENT IMPLICATIONS)

- None

6. EQUALITY IMPACT ASSESSMENT

Has the equality impact been assessed?

Not needed (report does not contain proposals or financial decisions)

X

No

☐

Yes – Equality Impact Assessment attached

☐

Due regard should be given to the equality implications identified in the EIA.

7. LIST OF BACKGROUND PAPERS OTHER THAN PUBLISHED WORKS OR THOSE DISCLOSING CONFIDENTIAL OR EXEMPT INFORMATION

- None

8. PUBLISHED DOCUMENTS REFERRED TO IN COMPILING THIS REPORT

- None

Appendix 1

The Role of Community Representatives

- You will be encouraged to act as an ambassador for the Area Committee to help to raise the profile of the work done by the Area Committee.
- You should attend all Area Committee meetings, events, training etc wherever possible.
- If you cannot attend the meetings try to find someone who will cover for you.
- You should represent the views of residents and of your group or community who live and work in the area.
- All business representatives should have business premises within the area.
- You will be encouraged and entitled to speak on all items discussed at Area Committee meetings.
- Events and training will be held for you to give you the confidence and knowledge to be actively involved within the Area Committee. We will ask you what training and events you would like.
- You will be invited to put forward items for discussion at the Area Committee meetings. You will need to do this at least 3 weeks before the date of the meeting.
- You will be encouraged to tell us when things are not running well.
- You will find it much easier to fulfill your role if you have read the reports before the meeting and, if possible, had a chance to discuss the report with your community group. Everyone will benefit from this as it allows the community representatives to play a much more active role and makes for a more effective and informed contribution to discussions and debate.
- Most importantly, any relevant information should be passed back to your community group to any local friends, neighbours or colleagues. None of the information made available during the meetings are secret or confidential.
- One of the biggest challenges for the Area Committee is to keep people informed. Your agreement to pass on information, display and distribute any publicity material in community venues and promote involvement in the work of the Area Committee and to take an active role in local community consultations is appreciated.

NORTH LOCALITY - COMMUNITY INVOLVEMENT IN AREA COMMITTEES: THE CRITERIA AND PROCESS FOR SELECTION

INTRODUCTION

- Encouraging greater participation in service delivery and decision making was one of the main reasons for establishing Area Committees in 1995.
- The new terms of reference give Area Committees more responsibilities which in turn will have an impact on the involvement of local representatives.

THE CRITERIA FOR SELECTION

- Community or Voluntary organisations that wish to be represented on Area Committees will be properly constituted (i.e. have a constitution/terms of reference, have regular meetings, and operate an Equal Opportunities Policy)
- All community group representatives (except those representing citywide organisations), should live in the area and seek to represent the views of their group(s) or community organisation and not individual viewpoints.
- Community Group representatives will have established networks/systems for passing information to the Area Committee from groups that they represent, citizens that they aim to serve within their area and likewise feedback information from the Area Committee.
- Representatives will be selected each civic year (normally in May), Only one nomination per group will be accepted by the Area Committee at any given time. Any person from the group can attend Area Committee meetings although only the nominated community representative will be allowed to speak. If the community representative is unable to attend a meeting, the group can nominate an individual to speak on behalf of the community representative for the group.
- Any member of the public may have the right to attend Area Committee meetings as an observer.

POWERS OF COMMUNITY GROUP REPRESENTATIVES

- Community Group Representatives are entitled to speak on all items discussed at Area Committee meetings and can 'influence' the decisions (but cannot vote on any matter) being made by the area committee.
- Community Group representatives will be entitled to claim expenses for travelling and care costs related to attending Area Committee meetings.
- Community Group representatives will be able to submit items for inclusion on the Area Committee agenda at least three weeks before the meeting or in advance of the meeting with the agreement of the Chair.
- Community Group representatives will be entitled to attend specific events and training across the city in order to carry out their role and responsibilities in relation to Area Committee/Working.
- Community Group Representatives can make formal presentations at Area Committee meetings on community projects/initiatives with the prior agreement of the Chair.

POWERS OF COUNCILLORS IN RELATION TO COMMUNITY INVOLVEMENT IN AREA COMMITTEES

- Only Councillors can vote on all matters in respect of the Area Committee
- If a representative fails to attend committee meetings consistently without good reason, the Area Committee may approach their organisation for a replacement.
- If a representative is deemed to persistently not abide by the corporate policies of Nottingham City Council, (e.g. Health & Safety, Equality and Diversity), he/she will

be required to resign their position as local community group representative on the Area Committee

- Councillors may choose to invite representatives from other organisations outside their geographical area in order to widen participation from under-represented groups.
- Councillors will allocate a small 'rolling budget' for reimbursement of Community Group Representative's expenses.
- If Community Representatives find it beneficial and have made a request, Councillors will provide community group representatives with an opportunity to meet together with the Locality Team prior to each Area Committee meeting, to discuss the agenda or other items of concern.

THE PROCESS

- Each year Councillors must determine the number of Community Representatives that they wish to represent the community. This may be based on a set number of places per ward or according to specific interests and issues in the area. Representation should take account of the population make up of the area. Where under-representation exists, city wide groups may be approached for representation.
- Once per year (normally in March) the Locality Team will send out nomination forms by post, (together with an Area Committee information pack), to all community organisations in the area, inviting them to nominate a representative from their organisation to be involved in Area Committee meetings
- Locality Managers will assess completed nomination forms to ensure that the selection criteria are met and will produce a report for Area Committee detailing nominations received.
- Councillors will decide which of the nominations should be selected for community group representation at Area Committee meetings, taking into account the population make up of the area or specific issues/interests in the area.
- Those community group organisations selected will be notified in writing of the offer by the Locality team. Details of future dates of committee meetings will be sent out at the same time.
- A review will take place each civic year (by Councillors – advised by officers) to determine what groups are the most appropriate to be represented on the area committee
- Where nominations are not accepted, a letter explaining why will be signed by the Chair and sent to the organisation, together with details of other options for involvement in area working.
- Where groups are dissatisfied with the decision, they have the right to appeal to the Area Committee within four months.
- Councillors will then enlist the assistance of other Councillors of the city (Area Chairs Panel), to review the decision and any decision made thereafter, will be final.

Appendix 2

<u>Organisation</u>	<u>Name</u>
Highbury Vale Tenants and Residents Association	Mr Michael Savage
Bestwood Estate Community Association	Sharon Fullerton
Bestwood Advice Centre	Patrick Jordon
Bestwood Park Community Association	TBC

This page is intentionally left blank

BASFORD AND BESTWOOD AREA COMMITTEE – 30 SEPTEMBER 2015

Title of paper:	Appointments to Outside Bodies	
Director(s)/ Corporate Director(s):	Glen O'Connell, Corporate Director for Resilience	Wards affected: Basford, Bestwood
Report author(s) and contact details:	Nancy Barnard, Governance Manager nancy.barnard@nottinghamcity.gov.uk , 0115 876 4312	
Other colleagues who have provided input:	N/A	
Date of consultation with Portfolio Holder(s) (if relevant)	N/A	
Relevant Council Plan Strategic Priority:		
Cutting unemployment by a quarter		<input type="checkbox"/>
Cut crime and anti-social behaviour		<input type="checkbox"/>
Ensure more school leavers get a job, training or further education than any other City		<input type="checkbox"/>
Your neighbourhood as clean as the City Centre		<input type="checkbox"/>
Help keep your energy bills down		<input type="checkbox"/>
Good access to public transport		<input type="checkbox"/>
Nottingham has a good mix of housing		<input type="checkbox"/>
Nottingham is a good place to do business, invest and create jobs		<input type="checkbox"/>
Nottingham offers a wide range of leisure activities, parks and sporting events		<input type="checkbox"/>
Support early intervention activities		<input type="checkbox"/>
Deliver effective, value for money services to our citizens		<input checked="" type="checkbox"/>
Summary of issues (including benefits to citizens/service users):		
<p>Executive Board has delegated responsibility for appointments to locality based outside bodies to the relevant Area Committees. This report asks the committee to confirm appointments to outside bodies relevant to its area and to agree any additional local bodies to be added to the register of outside bodies.</p> <p>Outside bodies to which Area Committees appoint are influential locally in respect of the community as a whole or in respect of certain sectors of the community. By making appointments, the Council ensures that the needs of its customers/service users are represented.</p>		
Recommendation(s):		
1	Agree the appointments to outside bodies listed in the table in Appendix A.	
2	To agree the following addition to the register identified in appendix A by bold typeface: Leen Valley Community Association	

1. REASONS FOR RECOMMENDATIONS

To ensure that appointments to outside bodies are updated to reflect changes in Council membership following the local elections, and that the bodies to which the Council makes appointments remain relevant to its business.

2. BACKGROUND (INCLUDING OUTCOMES OF CONSULTATION)

At its meeting on 16 June, Executive Board reviewed the register of Outside Bodies to which the Council makes appointments. Board agreed to delegate responsibility for making appointments to locality based outside bodies, together with responsibility for adding to or deleting relevant organisations from the register during the current Council term to the relevant Area Committee.

This report invites the Committee to agree the appointments to outside bodies relevant to this area following consultation with the Chair of the Area Committee and an opposition group representative where relevant. The proposed appointments are listed in Appendix A. It also asks the Committee to agree the addition of any further relevant outside bodies to the register. Any additional bodies are identified in Appendix A in bold typeface.

3. OTHER OPTIONS CONSIDERED IN MAKING RECOMMENDATIONS

Not to make appointments to outside bodies – this would leave the Council without representation on a number of locally relevant organisations.

4. FINANCE COMMENTS (INCLUDING IMPLICATIONS AND VALUE FOR MONEY/VAT)

N/A

5. LEGAL AND PROCUREMENT COMMENTS (INCLUDING RISK MANAGEMENT ISSUES, AND LEGAL, CRIME AND DISORDER ACT AND PROCUREMENT IMPLICATIONS)

N/A

6. EQUALITY IMPACT ASSESSMENT

Has the equality impact been assessed?

Not needed (report does not contain proposals or financial decisions)

☒

No

☐

Yes – Equality Impact Assessment attached

☐

Due regard should be given to the equality implications identified in the EIA.

7. LIST OF BACKGROUND PAPERS OTHER THAN PUBLISHED WORKS OR THOSE DISCLOSING CONFIDENTIAL OR EXEMPT INFORMATION

None

8. PUBLISHED DOCUMENTS REFERRED TO IN COMPILING THIS REPORT

Report to and Minutes of the meeting of Executive Board held on 16 June 2015.

OUTSIDE BODIES APPOINTED BY AREA COMMITTEES**Basford and Bestwood – August 2015**

Outside Body	Function	No. of Reps	Cllr/ Non Cllr	Recommended Appointments	Meetings Frequency	Other Information (including when added to register)
Bestwood Estate Community Association	Manage Bestwood Estate Community Centre	1	Cllr	Cllr Grocock	Monthly	Transferred to register in 2015 review
Bestwood Park Community Association	Manage Bestwood Park Community Centre	1	Cllr	Cllr Grocock	Monthly	Transferred to register in 2015 review
Leen Valley Community Association	Member of the Association	1	Cllr	Cllr Grocock		To be added to the register by Area Committee 30/09/2015

This page is intentionally left blank



NCH update report

Time: 4.30pm

Date: Wednesday 30th September 2015

Presented by: Wade Adams

Page 21	Item	Executive Summary / Key Points	For information or decision
	1 Capital Programme & major works	No works to report at the moment.	Information
2	Area Regeneration and Environmental Issues	<p>Planned fencing & guttering programme for area two through 2015-16 Basford - April/July/October/January Bestwood – May/August/November/February</p> <p><u>Bestwood</u> Raymede Drive major fencing scheme phase 2 commenced on 27th July 2015 with an expected duration of 6 weeks until completion. Similar works planned on Leybourne Drive in 2016/17 as a continuation of this project to improve this estate.</p>	Information

		<p><u>Basford</u> Detailed drawings in production with NCC Highways for the upgrade of Toton Close following the funding being agreed at Area Committee in June 2015. NCC are lead on this project with NCH making a contribution of £60k from ward environmental budget.</p> <p>Works will include – resurfacing the street, boundary upgrades to each property and improvements to the parking and green spaces within the cul de sac.</p>	
Page 22	Key messages from the Tenant and Leasehold Congress – now known as the ‘Communities in Action’ group.	<p>Following the recent review of TLC (the overarching tenants voice / influencing group for NCH) there have been some significant changes:</p> <ul style="list-style-type: none"> • The group, is now called the ‘Communities in Action’ group • Has a wider membership to include representatives from each of the NCH customer involvement panels, from each of the recognised Tenant and Resident Associations and also includes an open invitation to Nottingham City Homes Board Members • The group meet quarterly and have a stronger focus on learning/sharing, showcasing good practice and for meetings to take a more themed approach to topical issues affecting tenants and leaseholders. <p>The first ‘new style’ meeting took place on 29th July and elections were carried out for the position of Chair, Vice Chair, Performance and Service Improvement representative and representatives to each of the NCH Area Committee posts. The group also focussed on ‘Welfare Reform/Universal</p>	Information





		<p>Credit' for the second part of the meeting. Group members met several agencies from across Nottingham gathering useful information to share with tenants and residents within their neighbourhoods.</p> <p>Pleased to announce that Michael Savage was voted in as the Area Committee 2 representative.</p>	
4 Page 23	Tenant and Residents Associations updates	<ul style="list-style-type: none"> • Regular TRA meetings are taking place for Highbury Vale, Rosegay and Stockhill TRA. • Rosegay TRA – After successful securing funding from EEM, the TRA have gone on to offer mixed football training sessions to children in the local area. Sessions take place every Tuesday and Wednesday evenings. • The Southglade Park life event took place on 30th July with lots of local TRA's, community groups and partners attending. It was a very successful event with a great turnout! • Highbury Vale TRA held a great community event on the 1st August 2015. NCH and partner organisations were in attendance with lots of local people attending. 	Information
5	Area Performance Figures	See below Nottingham City Homes ward performance report	Information



6	Good news stories & positive publicity	Housing Patch Manager monthly SALTRA Tenants and Residents groups whereby issues are identified and discussed. The local Councillors attend the meetings whereby they play an active role within the meetings. On the 10th May 2015 HPM attended a planting day whereby the large communal family area to the Stockhill Estate was renovated and bulbs were planted.	Information
---	--	--	-------------

Area report - Bestwood & Basford









Generated on: 11 August 2015

AC2-1 Anti-social behaviour

Performance indicator and definition	Target	2015/16			2014/15	2013/14	Latest Note
		Value	Status	Long Trend	Value	Value	
<p>% of ASB cases resolved – Bestwood</p> <p><i>Note: This PI measures the proportion of ASB cases NCH has successfully resolved. Data for this PI is not available by ward and is reported by Housing Office.</i></p>	98.6%	98.28%			100%	99.3%	Performance is below target but cases are not always resolved to the satisfaction of the complainant even though the issues have been resolved satisfactorily. This comes down to managing the expectations of our customers.
<p>% of ASB cases resolved by first intervention – Bestwood</p> <p><i>Note: This PI monitors how many ASB cases NCH resolved on the first intervention e.g. written warning. Data for this indicator is not available by ward and is reported by Housing Office.</i></p>	84%	84.48%			88.24%	88.28%	Performance is on target.

Number of new ASB cases – Bestwood <i>Note: Data for this PI is only available by Housing Office.</i>		58			188	130	Year to date there has been a decrease in the number of new ASB cases but this figure is for information only.
Tenant satisfaction with the ASB service - Bestwood <i>Note: Data for this PI is only available by Housing Office.</i>					7.9	5.6	No figures to date. The steps taken to improve ASB customer satisfaction include: Increased focus on ASB case supervision focusing on victim care, quality of the case action plan and frequency of victim contact. The ASB customer satisfaction survey is currently conducted by a postal survey. Work is underway to change the survey method to a telephone survey, it is envisaged this will improve the survey response rate and quality of service feedback.





AC2-2 Repairs

Performance indicator and definition	Target	2015/16			2014/15	2013/14	Latest Note
		Value	Status	Long Trend	Value	Value	
% of repairs completed in target – AC - Bestwood & Basford <i>Note: This PI monitors the proportion of repairs being completed within agreed timescales.</i>	96%	95.39%			97.75%	97.42%	Performance is slightly under target for the year this is due to high workload demands. We continue to push for works to be completed Right First Time and we should start to see improvement Month on Month.
% of repairs completed in target – Basford Ward <i>Note: This PI monitors the proportion of repairs being completed within agreed timescales.</i>	96%	95.08%			97.56%	97.38%	Performance is slightly under target for the year this is due to high workload demands. We continue to push for works to be completed Right First Time and we should start to see improvement Month on Month.
% of repairs completed in target – Bestwood Ward <i>Note: This PI monitors the proportion of repairs being completed within agreed timescales.</i>	96%	95.55%			97.85%	97.45%	Performance is slightly under target for the year this is due to high workload demands. We continue to push for works to be completed Right First Time and we should start to see improvement Month on Month.
Tenant satisfaction with the repairs service <i>Note: Data for this PI is only available</i>	9	8.94			8.9	8.78	WS June-2015 Whilst slightly short of the Corporate Plan target of 9, performance of 8.94 in 2014/15 is higher than all previous annual outturn's. We are changing how we survey this satisfaction going forward which may have a positive or negative affect on this KPI.









citywide							
----------	--	--	--	--	--	--	--

AC2-3 Rent Collection





Performance indicator and definition	Target	2015/16			2014/15	2013/14	Latest Note
		Value	Status	Long Trend	Value	Value	
<p>% of rent collected</p> <p><i>Note: This PI measures the amount of rent collected (including tenant arrears) as a percentage of rent due for the current year. Data for this indicator is not available by ward and is reported city wide.</i></p> <p><i>Trend shows as improving if value is over 100% as arrears are decreasing.</i></p>	100%	98.78%			100.56%	100.02%	<p>Although performance is behind target, and slightly behind the position at this point last year, this is a year-end target and we are on track to achieve 100% by the end of quarter two. We have a range of initiatives planned to improve collection rate. We are focusing on the Responsible Tenant Reward recipients from last year. All those who received the reward last year but who have failed to reduce their debt will be targeted by the team. In addition we have a cash collection competition running in August and a data capture competition. The latter will have the added benefit of increased contact which should improve the collection rate.</p>
<p>% of tenancies ending due to eviction</p> <p><i>Note: This PI monitors the percentage of tenants being evicted due to rent arrears and is reported citywide.</i></p>	0.45%	0.47%			0.56%	0.74%	<p>We continue to work hard to sustain tenancies and only evict when all other avenues have been exhausted. We have evicted only half the number of tenants for rent arrears compared to the same point last year.</p>



AC2-4a Empty properties - Average relet time

Performance indicator and definition	Target	2015/16			2014/15	2013/14	Latest Note
		Value	Status	Long Trend	Value	Value	
<p>Average void re-let time (calendar days) – AC - Bestwood & Basford</p> <p><i>Note: This PI measures how long it takes NCH to re-let empty properties from the end of the old tenancy to the start of the new tenancy</i></p>	25	25.6			30.71	35.93	See below
<p>Average void re-let time (calendar days) – Basford Ward</p> <p><i>Note: This PI measures how long it takes NCH to re-let empty properties from the end of the old tenancy to the start of the new tenancy</i></p>	25	28.71			24.43	24.23	The target was not met and this was due to some demand issues at the Independent Living complex at Kersall Court. A successful Open Day was held at the scheme in July 2015 with a view to increasing demand for the scheme.



<p>Average void re-let time (calendar days) – Bestwood Ward</p> <p><i>Note: This PI measures how long it takes NCH to re-let empty properties from the end of the old tenancy to the start of the new tenancy</i></p>	25	24.22			32.89	39.46	The target was met and the voids teams continue to work hard to minimise the time properties remain empty
---	----	-------	--	---	-------	-------	---





C2-4b Empty properties - Lettable voids

Performance indicator and definition	Target	2015/16			2014/15	2013/14	Latest Note
		Value	Status	Long Trend	Value	Value	
<p>Number of lettable voids – AC - Bestwood & Basford</p> <p><i>Note: Lettable voids are empty properties available for re-letting. They will receive repair work and then be re-let to a new tenant.</i></p>		26			46	41	The number decreased from 46 to 26. The voids teams are striving to reduce the number of empty properties.
<p>Number of lettable voids – Basford Ward</p> <p><i>Note: Lettable voids are empty</i></p>		11			16	5	The number decreased from 16 to 11. The voids teams are striving to reduce the number of empty properties

properties available for re-letting. They will receive repair work and then be re-let to a new tenant.							
Number of lettable voids – Bestwood Ward <i>Note: Lettable voids are empty properties available for re-letting. They will receive repair work and then be re-let to a new tenant.</i>		15			30	36	The number decreased from 30 to 15. The voids teams are striving to reduce the number of empty properties

AC2-4c Empty properties - Decommissioning

Performance indicator and definition	Target	2015/16			2014/15	2013/14	Latest Note
		Value	Status	Long Trend	Value	Value	
Number of empty properties awaiting decommission – AC - Bestwood & Basford <i>Note: This PI shows the number of empty properties which will not be re-</i>		1			1	7	This relates to a bungalow awaiting demolition which is due to be replaced by a new build bungalow

let and includes those being decommissioned and / or demolished.							
<p>Number of empty properties awaiting decommission – Basford Ward</p> <p><i>Note: This PI shows the number of empty properties which will not be re-let and includes those being decommissioned and / or demolished.</i></p>		1			1	2	This relates to a bungalow awaiting demolition which is due to be replaced by a new build bungalow
<p>Number of empty properties awaiting decommission – Bestwood Ward</p> <p><i>Note: This PI shows the number of empty properties which will not be re-let and includes those being decommissioned and / or demolished.</i></p>		0			0	5	No properties at present

AC2-5 Tenancy sustainment

Performance indicator and definition	Target	2015/16			2014/15	2013/14	Latest Note
		Value	Status	Long Trend	Value	Value	
Percentage of new tenancies sustained - AC - Bestwood & Basford <i>Note: This PI measures the number of new tenants who are still in their tenancy 12 months later.</i>	93.5%	95.7%	✓	↑	95.15%	92%	An ended tenancy includes 'Sole to Joint' and 'Joint to Sole' tenancies which are tenancies sustained but by legal definition the tenancy must be ended on the Housing Database (Northgate).
Percentage of new tenancies sustained - Basford Ward <i>Note: This PI measures the number of new tenants who are still in their tenancy 12 months later.</i>	93.5%	95.06%	✓	↑	94.12%	95.79%	81 tenancies created, 77 tenancies sustained, 4 tenancies lost.
Percentage of new tenancies sustained - Bestwood Ward <i>Note: This PI measures the number of new tenants who are still in their tenancy 12 months later.</i>	93.5%	95.9%	✓	↑	95.52%	90.59%	268 tenancies created, 257 tenancies sustained, 11 tenancies lost.

This page is intentionally left blank

BESTWOOD AND BASFORD AREA COMMITTEE**30th September 2015**

Title of paper:	Environmental Submissions from Nottingham City Homes (NCH)	
Director(s)/ Corporate Director(s):	Nick Murphy, Chief Executive, Nottingham City Homes	Wards affected: Bestwood and Basford
Report author(s) and contact details:	Wade Adams wade.adams@nottinghamcityhomes.org.uk 0115 746 9090	
Other colleagues who have provided input:	Housing Patch Manager: Lee Barrowcliffe Decent Neighbourhoods Manager: Leanne Hoban	
Relevant Council Plan Strategic Priority:		
Cutting unemployment by a quarter		<input type="checkbox"/>
Cut crime and anti-social behaviour		<input checked="" type="checkbox"/>
Ensure more school leavers get a job, training or further education than any other City		<input type="checkbox"/>
Your neighbourhood as clean as the City Centre		<input type="checkbox"/>
Help keep your energy bills down		<input type="checkbox"/>
Good access to public transport		<input type="checkbox"/>
Nottingham has a good mix of housing		<input type="checkbox"/>
Nottingham is a good place to do business, invest and create jobs		<input type="checkbox"/>
Nottingham offers a wide range of leisure activities, parks and sporting events		<input type="checkbox"/>
Support early intervention activities		<input type="checkbox"/>
Deliver effective, value for money services to our citizens		<input checked="" type="checkbox"/>
Summary of issues (including benefits to citizens/service users):		
<p>This report informs the Committee of the schemes initially requested by residents of Nottingham City Home's properties and residents living within the environment of Nottingham City Home's properties to provide extra security, safety and well being to the residents of Bestwood and Basford Wards.</p> <p>Schemes approved by the Committee will be funded from the Housing Revenue Fund.</p> <p>The report seeks approval of the scheme attached.</p>		
Recommendation(s):		
1	That the committee approve the schemes listed in Appendix 1.	

1. BACKGROUND

- 1.1 Sums of £106,980.00 for the Bestwood Ward and £109,410.95 for the Basford Ward remain for housing environmental improvements for the year 2015/2016. This includes any carry over figures.
- 1.2 The proposed schemes must fit at least one of the following criteria:
- Improvement of Security for Tenants and Leaseholders (e.g. door entry, lighting, fencing, garage sites).
 - Improvement of the environment for Tenants and Leaseholders (e.g. dealing with graffiti reducing anti-social behaviour, parking issues, drying areas resurfacing).
 - Improvement of spaces for Tenants and Leaseholders (e.g. installation of community facilities or areas on land under NCH management).
- 1.3 The report seeks approval of schemes listed in Appendix 1.

2. REASONS FOR RECOMMENDATIONS (INCLUDING OUTCOMES OF CONSULTATION)

Suggestions for schemes may be from a number of sources including tenants & leaseholders, tenants and residents groups, Elected Members, Local Area Group meetings, Ward Walks, Area Panel, Housing Patch Managers and Neighbourhood Action Officers.

3. OTHER OPTIONS CONSIDERED IN MAKING RECOMMENDATIONS

Any amount left in the Housing Environmental funding budget will carry over into the new financial year and can be allocated for schemes identified in the year 2016-17.

4. FINANCIAL IMPLICATIONS (INCLUDING VALUE FOR MONEY)

- 4.1 Nottingham City Homes has provided a quotation for the proposed work via an agreed competitive tendering process.
- 4.2 Once a City wide programme is agreed, works will be carried out by approved contractors and it is anticipated that further savings may be found. It is anticipated that more schemes may be completed as a result of these savings.

5. RISK MANAGEMENT ISSUES (INCLUDING LEGAL IMPLICATIONS, CRIME AND DISORDER ACT IMPLICATIONS AND EQUALITY AND DIVERSITY IMPLICATIONS)

- 5.1 To ensure local development in decision-making the Area Panel and Local Area Groups have been actively involved in the process. Local tenant and resident groups have also been consulted and a full consultation of residents has taken place in the affected blocks.

- 5.2 The Housing Environment Fund will enable a series of improvements to take place that will improve security, spaces and the environment for local people.
- 5.3 The funds available are limited and are targeted at the most vulnerable tenants in the area within the criteria set out at section 1.2 of this report.

6. EQUALITY IMPACT ASSESSMENTS (EIAs)

As this report does not include proposals for new or changing policies, or services an Equality Impact Assessment has not been carried out. However these proposals aim to improve the quality of life and wellbeing for residents.

7. LIST OF BACKGROUND PAPERS OTHER THAN PUBLISHED WORKS OR THOSE DISCLOSING CONFIDENTIAL OR EXEMPT INFORMATION

None

8. PUBLISHED DOCUMENTS REFERRED TO IN COMPILING THIS REPORT

None

APPENDIX 1: SCHEMES SEEKING APPROVAL 2015

BESTWOOD WARD

Site	Proposal	Assessment	Proposed Decision	Budget
				£106,980
Raymede Drive phase 2	'Grander designs' Continue fencing programme from phase 1. Scheme joint funded with N.C.C.	Scheme will improve security for residents and reduce crime.	Agreed at June 2015 Area Committee	£25,825.19
Leybourne Drive Fencing Programme	'Grander designs' Continue fencing programme on completion of Raymede Drive onto Leybourne Drive. Scheme joint funded with N.C.C.	Scheme will improve security for residents and reduce crime		£50,000
			Total carried forward	£31,154.81

No further schemes to be approved at September 2015 Area Committee.

BASFORD WARD

Site	Proposal	Assessment	Proposed Decision	Budget
				£109,419.95
Toton Close transformational work	'Grander design' Transformation of Toton Close area. Scheme joint funded with N.C.C.	Improve environment and security for residents	Agreed at June 2015 Area Committee	£65,000
			Total carried forward	£44,419.95

No further schemes to be approved at September 2015 Area Committee.

This page is intentionally left blank

AREA 2 COMMITTEE 30th SEPTEMBER 2015

Title of paper:	WARD PERFORMANCE REPORTS - Quarter 1 – April to June 2015	
Director(s)/ Corporate Director(s):	Andy Vaughan, Director of Commercial and Neighbourhood Services	Wards affected: Basford and Bestwood
Report author(s) and contact details:	Heidi May, Locality Manager heidi.may@nottinghamcity.gov.uk 0115 8833737 Gursharan Singh Nijran – NDO, Basford gursharan.nijran@nottinghamcity.gov.uk 0115 8833734 Dale Griffin – NDO, Bestwood dale.griffin@nottinghamcity.gov.uk 0115 8833736	
Other colleagues who have provided input:	Dave Halstead, Head of City Services dave.halstead@nottinghamcity.gov.uk Linda Robertson – Crime and Drugs Partnership Analyst linda.robertson@nottinghamcity.gov.uk	
Date of consultation with Portfolio Holder(s) (if relevant)	N/A	
Relevant Council Plan Strategic Priority:		
Cutting unemployment by a quarter		<input checked="" type="checkbox"/>
Cut crime and anti-social behaviour		<input checked="" type="checkbox"/>
Ensure more school leavers get a job, training or further education than any other City		<input checked="" type="checkbox"/>
Your neighbourhood as clean as the City Centre		<input checked="" type="checkbox"/>
Help keep your energy bills down		<input checked="" type="checkbox"/>
Good access to public transport		<input checked="" type="checkbox"/>
Nottingham has a good mix of housing		<input checked="" type="checkbox"/>
Nottingham is a good place to do business, invest and create jobs		<input checked="" type="checkbox"/>
Nottingham offers a wide range of leisure activities, parks and sporting events		<input checked="" type="checkbox"/>
Support early intervention activities		<input checked="" type="checkbox"/>
Deliver effective, value for money services to our citizens		<input checked="" type="checkbox"/>
Summary of issues (including benefits to citizens/service users):		
<p>The ward performance reports provide updates on key issues and themes which link back to local priorities and the strategic themes in the Nottingham Plan 2020. The reports provide summary updates on the following key themes:</p> <ul style="list-style-type: none"> • Ward priorities • Community engagement • Finance • Safer theme - Crime and anti social behaviour (ASB) • Neighbourhood theme – Cleansing and Environmental issues • Working theme - Unemployment rates • Housing • Community Protection • Fire • Health Theme – local health priorities 		

CDP Board Priority Tasking Update

Area Committee will be aware that The Crime and Disorder Act 1998 established a statutory duty on agencies to work together to reduce crime and disorder, this was accommodated through the establishment of Community Safety Partnerships (CSPs). In Nottingham the Crime & Drugs Partnership is the city CSP.

Nottingham has employed several methods since 2005 to deliver partnership problem solving and tasking. In December 2014 the Partnership Board agreed to dissolve Locality Boards and move to a citywide model to deliver interventions focused on people, places and premises and the priorities set out in the Partnership Plan.

The purpose of the CDP Board Priority Tasking is to take an intelligence led and collaborative approach to identify effective interventions to reduce crime, re-offending and anti-social behaviour by focusing on people, places, premises and the priorities set out in the Partnership Plan. The Group will also serve an important function as a forum into which any partner agency can escalate intractable issues and seek help in solving those problems through a partnership problem solving approach.

The following is a brief summary by the respective Ward Neighbourhood Development Officers highlighting key issues:

WARD: BASFORD, (Park Lane, Stockhill and Whitemoor Beats) Neighbourhood Development Officer, Gursharan Singh Nijran

Key Successes

During this quarter (April - June 2015) there have been a number of successes including:

- Covert action against dog fouling operations and ASB. ASB van on regular patrols in Basford.
- Works commenced on the Stockhill Park Children's Play Area.
- Consultations on the Brooklyn Park Children's Play Area
- Design on the Toton Close Environmentals Improvement started
- Community engagement through the local TRA's and community centres
- MyBasford Facebook page continues to grow with internal departments adding regular updates. This can be viewed at www.facebook.com/mybasford
- Nottinghamshire Police launched Basfordcops on Twitter in May. This can be viewed at <https://mobile.twitter.com/BasfordCops>
- Unemployment has seen an 18% reduction.
- Improving the visual impact of our neighbourhoods, open spaces and highways remain a high priority. A number of schemes are being developed.
- The introduction of the 4 Streets 4 Weeks initiative by the beat teams. This involves meeting every household on the 4 streets over a 4 week period.

What are the emerging issues?

- Increases in most crime types
- Alleyways continue to be problem for the clean teams
- Parking issues around schools and places of worship
- Budget savings – further savings requirement may lead to reduction in service
- Colsons – increases in reports of dust and mud emanating from the site on Bulwell Lane

Events that have happened

- A number of consultation events around park improvements.
- Consultation meetings on a number of environmental schemes

Events Planned

- Flood consultation
- Community Fun Days
- Area youth Forum

What is the Neighbourhood Action Team (NAT) focussing its work on?

- Cleaning of alleyways.
- Shed and garage burglaries – increased patrols and house visits.
- Sthwark School traffic safety improvements.
- Day of action on Heathfield Park.
- Colson environmental issues.
- Parking around Mill Street Playing Fields.
- Tidy gardens.
- Derelict site – getting owners to keep sites clean.

The figures given below show some key statistical points from this quarter and for some of July's data performance (see appendix A for more detail):

- **All Crime:** is down by 5% (25 offences) in quarter one compared to April - June 2014.
- **All ASB:** was up by 19% (decrease of 57 calls) compared to the same period in the previous year, but up 8% for the year to date period.
- There are now 632 (8.6%) households in Basford signed up to the **ALERT** system, with many households signing up to get information via Twitter and Facebook.
- **Cleanliness Index:** The target set for the city centre is 86% and the Basford score for quarter one is 88%.
- **Graffiti Reports:** Show an increase of one compared to the same period in the previous year.
- **Fly Tipping:** Shows an increase of five incidents in December compared to the same period in the previous year.
- **Fire:** Deliberate fires are down 2% compared to the same period in the previous year.

WARD: Bestwood (Bestwood Estate, Bestwood Park and Top Valley Beats) Neighbourhood Development Officer - Dale Griffin

Key Successes

During this quarter (April to June) there have been a number of successes including:

- Day of Action targeted in the Leen Valley area – 15th April – highlights included 1 untaxed vehicle seized, 3 FPN for dog fouling, hive of partnership activity with City Services and NCH caretaking working closely together and over 500 information packs given out to residents including information about welfare rights and recycling.
- Four weeks, four streets continued focused upon Leybourne Drive, Raymede Drive and the

Barent Walk / Morrell Bank area – well received by residents.

- Beckhampton Road Safety Scheme majority of works completed.
- Afternoon tea and music for 26 residents from Townsend and Crossfield Courts at Big Wood School
- Duke of Edinburgh volunteers planted trees and shrubs at Townsend Court.
- The Peoples Church pop up youth café bike complete. Will be utilised at Chediston Vale and Southglade parks
- Various Easter events held by Bestwood Estate and Leen Valley Community Centres
- Over 200 children and families celebrated at the Ridge Adventure Playground birthday.
- The Community Protection service issued 23 Fixed Penalty Notices for Littering and Dog Fouling. The 8 for Dog Fouling were from Wyton Close, Stevenholm Crescent and Chippenham Road.
- Operation Twilight, the joint Police and Community Protection ASB car has been running since April has seen a marked decrease in the number of repeat calls for ASB. The car runs 7 days a week and covers the whole of the North Locality until late in the evening.

What are the emerging issues?

- Improving the visual appearance of neighbourhoods continues to be a priority. Community Protection continue their efforts to tackle fly tipping but this is to date proving to be one of their biggest challenges, with only two cases escalated to the Enforcement Officers for further action in the last 3 months. The biggest issue is finding evidence or reliable intelligence to support investigation and prosecution.
- Core group of young people being anti-social. Partnership resources are being targeted.

Events that have happened (April to June)

- One Councillor Ward Walks undertaken.
- Day of Action – Leen Valley area.
- Bestwood Estate Community Centre Easter Event
- Leen Valley Community Centre Easter Parade
- Children with additional needs Easter event at the Ridge Adventure Playground
- Oakwood Academy & Independent Living Centre's afternoon tea
- The Ridge Adventure Playground 5th Birthday Celebration

Events Planned

- Various ward walks
- Southglade Park Live
- Leen Valley Community Centre fun day
- Bestwood Estate Summer fun afternoon
- The Peoples Church Summer week of activities – 24th August

What is the Neighbourhood Action Team (NAT) focussing its work on?

The NAT will be continuing to focus its work upon:

- Improving the visual appearance of neighbourhoods
- Reducing crime and anti-social behaviour
- Supporting activity for young people.

The figures given below show some key statistical points from this quarter and for some of July's data performance (see appendix A for more detail).

- **Crime:** For the period April to July all Crime was down by 1% compared to the same period in the previous year. This equates to five less offences.
- **ASB:** was down by 24 incidents or 6% for the period April to July.
- **Fire:** The volume of deliberate fires for the period April to July was down 16 incidents or 42%.
- **Cleanliness Index:** score was at 87 for quarter 1. The target set for the city centre is 86
- **Graffiti Reports:** There was a reduction in the number of incidents with 4 less reactive reports. Overall graffiti was down 44% for quarter 1 compared to the previous year.
- **Fly Tipping:** 80 reactive incidents (increase of 1 incident or 1%) of fly tipping recorded for quarter 1. Overall fly tipping was up 1% for the year to date compared to the previous year.
- **Dog fouling:** Quarter 1 showed a reduction of 9 reactive incidents of dog fouling equivalent to a 38% reduction on the previous year.
- **Unemployment:** in quarter 1 continued to reduce showing a 22% reduction on the previous year.

Recommendation(s):

- | | |
|----------|--|
| 1 | <p>Area Committee note and comment on the Ward Performance Reports for quarter 1 – 2015/16.</p> <p>Appendices A show the Ward summaries for both Bestwood and Basford wards. Appendices B and C show the ward priorities and community engagement for the Bestwood and Basford wards respectively.</p> |
|----------|--|

1. REASONS FOR RECOMMENDATIONS

- 1.1 Ward performance reports provide a descriptive and statistical picture of what is happening at a ward level and invite community representatives to comment, debate, challenge and identify how they can add value to improve their neighbourhoods.
- 1.2 Ward performance reports also monitor progress in the wards and act as a catalyst for debate about the key performance issues impacting upon the ward on a quarterly basis.

2. BACKGROUND (INCLUDING OUTCOMES OF CONSULTATION)

- 2.1 Neighbourhood Working has been important for a number of years in Nottingham as a means of engaging better with citizens and to drive forward service improvement.
- 2.2 The Nottingham Plan has a goal that 'public service delivery will be better integrated and appropriately devolved, ensuring more accessible and responsive services for all, and giving residents more control over what happens in their neighbourhoods'; the Ward Performance Reports help to support this.
- 2.3 The Ward Performance Reports capture work at a local level to support the Nottingham Plan; it is a short summary of key updates on priorities and issues in the ward. More detailed implementation plans sit behind, the report such as the Ward plans and other partner's implementation plans.
- 2.4 The North Locality Board has been established now since September 2012. It delivers a multi agency/partnership approach to managing the locality, providing an overview of area performance and setting priorities, performance management and

problem solving of key challenges. In the north, this has included a focus on parking issues, cannabis, theft from shops, criminal damage and violent crime, including domestic violence. Area Chairs, or their nominated representatives are invited. Minutes are issued to all Ward Councillors.

- 2.5 The Ward Performance Reports are co-ordinated by Neighbourhood Development Officers every quarter, with the data analysis undertaken by the Crime and Drugs Partnership.

3. OTHER OPTIONS CONSIDERED IN MAKING RECOMMENDATIONS

- 3.1 None

4. FINANCE COMMENTS (INCLUDING IMPLICATIONS AND VALUE FOR MONEY/VAT)

- 4.1 None

5. LEGAL AND PROCUREMENT COMMENTS (INCLUDING RISK MANAGEMENT ISSUES, AND LEGAL, CRIME AND DISORDER ACT AND PROCUREMENT IMPLICATIONS)

- 5.1 Consideration of the above is integral to all the activity that is contained in this report. Reduction of crime and disorder is a key goal of a large proportion of the initiatives described.

6. EQUALITY IMPACT ASSESSMENT

Has the equality impact been assessed?

Not needed (report does not contain proposals or financial decisions)

X

No

☐

Yes – Equality Impact Assessment attached

☐

Due regard should be given to the equality implications identified in the EIA.

7. LIST OF BACKGROUND PAPERS OTHER THAN PUBLISHED WORKS OR THOSE DISCLOSING CONFIDENTIAL OR EXEMPT INFORMATION

- 7.1 Neighbourhood Working Framework 2012 CLT report

8. PUBLISHED DOCUMENTS REFERRED TO IN COMPILING THIS REPORT

- 8.1 None

Appendix A

SUMMARY PERFORMANCE REPORT

AREA 2

Basford and Bestwood

Area Total	Category	Apr-15	May-15	Jun-15	Jul-15	Aug-15	Sep-15	Oct-15	Nov-15	Dec-15	Jan-16	Feb-16	Mar-16	Year To Date				YTD Crime Rates	
														2014-15	2015-16	Volume +/-	% Change	2014-15	2015-16
Area Committee 2	All Crime	217	234	214	223									918	888	-30	-3%	27.85	26.94
	Victim Based Crime	197	204	191	207									813	799	-14	-2%	24.67	24.24
	Criminal Damage	43	31	38	39									196	151	-45	-23%	5.95	4.58
	Theft	47	40	39	44									144	170	26	18%	4.37	5.16
	Dwelling Burglary	10	9	15	13									92	47	-45	-49%	2.79	1.43
	Violence	63	87	63	66									225	279	54	24%	6.83	8.46
	Domestic Violence	34	46	22	28									109	130	21	19%	3.31	3.94
	NTE Violence	1	1	1	0									7	3	-4	-57%	0.21	0.09
	Other Violence	28	40	40	38									109	146	37	34%	3.31	4.43
	ASB	136	146	165	192									720	639	-81	-11%	21.84	19.39
	Noise	46	42	69	76									328	233	-95	-29%	9.95	7.07
	Youth	30	42	49	58									144	179	35	24%	4.37	5.43
	Alcohol	25	14	18	19									88	76	-12	-14%	2.67	2.31
	Deliberate Fires	16	5	6	9									57	36	-21	-37%	1.73	1.09
	Cleanliness Score	86.5	88	87										86	87	1	1%	N/A	N/A
	Graffiti (reactive)	1	6	3										13	10	-3	-23%	0.39	0.30
	Fly-Tipping (reactive)	35	42	60										131	137	6	5%	3.97	4.16
	Dog Fouling (reactive)	11	14	10										46	35	-11	-24%	1.40	1.06
	Unemployment	1037	977	939	918									5323	3871	-1452	-27%	161.50	117.45
Average Quarterly Score																			

This report has been produced by the CDP pursuant to a brief provided by Neighbourhood Services. Please contact Daniel Dexter if you have any queries regarding the data.

Daniel.Dexter@nottinghamcity.gov.uk ,

Ext: 65709

Ward	Category	Apr-15	May-15	Jun-15	Jul-15	Aug-15	Sep-15	Oct-15	Nov-15	Dec-15	Jan-16	Feb-16	Mar-16	Year To Date				YTD Crime Rates	
														2014-15	2015-16	Volume +/-	% Change	2014-15	2015-16
Basford	All Crime	116	103	101	122									467	442	-25	-5%	28.81	27.27
	Victim Based Crime	106	88	92	115									421	401	-20	-5%	25.98	24.74
	Criminal Damage	19	13	12	17									91	61	-30	-33%	5.61	3.76
	Theft	25	18	22	29									83	94	11	13%	5.12	5.80
	Dwelling Burglary	7	4	12	11									42	34	-8	-19%	2.59	2.10
	Violence	33	29	30	33									101	125	24	24%	6.23	7.71
	Domestic Violence	17	16	7	15									47	55	8	17%	2.90	3.39
	NTE Violence	1	0	1	0									6	2	-4	-67%	0.37	0.12
	Other Violence	15	13	22	18									48	68	20	42%	2.96	4.20
	ASB	69	54	68	60									308	251	-57	-19%	19.00	15.49
	Noise	22	16	26	26									108	90	-18	-17%	6.66	5.55
	Youth	15	10	15	8									75	48	-27	-36%	4.63	2.96
	Alcohol	11	11	7	6									47	35	-12	-26%	2.90	2.16
	Deliberate Fires	3	3	4	4									19	14	-5	-26%	1.17	0.86
Average Quarterly Score	Cleanliness Score	87	87	88										85	87	2	2%	N/A	N/A
	Graffiti (reactive)	0	3	2										4	5	1	25%	0.25	0.31
	Fly-Tipping (reactive)	22	8	27										52	57	5	10%	3.21	3.52
	Dog Fouling (reactive)	10	6	4										22	20	-2	-9%	1.36	1.23
	Unemployment	430	386	370	364									2336	1550	-786	-34%	144.14	95.64

Ward	Category	Apr-15	May-15	Jun-15	Jul-15	Aug-15	Sep-15	Oct-15	Nov-15	Dec-15	Jan-16	Feb-16	Mar-16	Year To Date				YTD Crime Rates	
														2014-15	2015-16	Volume +/-	% Change	2014-15	2015-16
Bassetwold	All Crime	101	131	113	101									451	446	-5	-1%	26.92	26.62
	Victim Based Crime	91	116	99	92									392	398	6	2%	23.40	23.76
	Criminal Damage	24	18	26	22									105	90	-15	-14%	6.27	5.37
	Theft	22	22	17	15									61	76	15	25%	3.64	4.54
	Dwelling Burglary	3	5	3	2									50	13	-37	-74%	2.98	0.78
	Violence	30	58	33	33									124	154	30	24%	7.40	9.19
	Domestic Violence	17	30	15	13									62	75	13	21%	3.70	4.48
	NTE Violence	0	1	0	0									1	1	0	0%	0.06	0.06
	Other Violence	13	27	18	20									61	78	17	28%	3.64	4.66
	ASB	67	92	97	132									412	388	-24	-6%	24.59	23.16
	Noise	24	26	43	50									220	143	-77	-35%	13.13	8.54
	Youth	15	32	34	50									69	131	62	90%	4.12	7.82
	Alcohol	14	3	11	13									41	41	0	0%	2.45	2.45
	Deliberate Fires	13	2	2	5									38	22	-16	-42%	2.27	1.31
Average Quarterly Score	Cleanliness Score	86	88	86										86	87	0	0%	N/A	N/A
	Graffiti (reactive)	1	3	1										9	5	-4	-44%	0.54	0.30
	Fly-Tipping (reactive)	13	34	33										79	80	1	1%	4.72	4.78
	Dog Fouling (reactive)	1	8	6										24	15	-9	-38%	1.43	0.90
	Unemployment	607	591	569	554									2987	2321	-666	-22%	178.30	138.54

Bestwood Ward Priorities (Last reviewed August 2015)

Theme	Priorities	Key Actions	Outcome (Methods of evaluation)	Lead
Safer	<ul style="list-style-type: none"> To reduce anti-social behaviour in the neighbourhood priority area. NAT to focus upon emerging hotspots, diversionary activities and nuisance neighbours. 	<p>To regularly review Neighbourhood Priority area.</p> <p>Priority response area – joint high visibility patrols by Neighbourhood Policing Team.</p> <p>CP to pursue action against individuals causing ASB using powers available (5 step ASB procedure).</p> <p>Range of partners to provide youth provision. All to publicise activity (schools, police etc).</p>	<p>Target – To reduce level of ASB</p> <p>Increase in numbers of young people participating in positive activities.</p>	<p>Police & Community Protection</p> <p>Early Help (Formally FCT), Right Track, faith & voluntary sector</p> <p>Fire Service</p>
	<ul style="list-style-type: none"> Action in deliberate Fire Setting 	<p>Ensuring that fire setters scheme is utilised and that partners are aware of how to refer to Notts Fire & Rescue Service (NFRS). Work with Nottinghamshire Police to ensure that information is shared appropriately about deliberate fire setting and to share data about hot spot areas and themes.</p>	<p>Reduction in the number of secondary fires (baseline TBC).</p>	
	<ul style="list-style-type: none"> To address domestic violence through prevention & support services 	<p>NAT to ensure that frontline staff has appropriate training to refer onto support services.</p> <p>Support package provided via Early Help.</p> <p>Stronger Families, Freedom Programme & Great Project</p>	<p>To increase knowledge of support available.</p> <p>To support victims of DV</p> <p>Increase awareness of positive relationships</p>	<p>All</p> <p>Early Help</p> <p>Early Help</p> <p>Schools</p>

	<ul style="list-style-type: none"> ▪ To reduce all crime 	<p>To encourage take up of DV education programmes in schools</p> <p>Intelligence-led approach to be used to monitor and respond appropriately if levels rise. Measures could include prevention through education, high visibility surveillance or target hardening.</p>	Target: to reduce level of crime	Police & Community Protection
Neighbourhoods	<ul style="list-style-type: none"> ▪ To improve the visual appearance of neighbourhoods by tackling hotspot areas 	<p>Area 2 Transformation – plan developed for problematic sites (August 2013). Ongoing works focussing upon hotspots e.g. fly tipping, dog fouling, non maintenance areas and gardens.</p> <p>Undertake regular ward walks to identify and address neighbourhood issues.</p> <p>Day of action in 2014/15</p> <p>To undertake five deep cleans</p> <p>To use NCC Area Capital and NCH environmentals funds to bring about physical improvements in the neighbourhood.</p> <p>NCH looking at the longer-term arrangements for managing garage sites & smaller pieces of land.</p> <p>A number of sites dependent upon economic climate and housing development</p>	<p>Level of public satisfaction in neighbourhoods.</p> <p>NCH estate star ratings</p> <p>Levels of cleanliness / fly tipping</p> <p>No. of lettable voids.</p>	<p>City Services, CP & NCH</p> <p>All</p> <p>All</p> <p>City Services</p> <p>NCC & NCH</p> <p>NCH</p> <p>Property Services</p>
Families	<ul style="list-style-type: none"> ▪ Maintain activities for young people 	<p>Develop a quarterly networking meeting for all providers of 0-19years and young people representatives. To look at existing provision and identify areas of need.</p> <p>Develop a local Youth Forum creating opportunities for young people to be consulted and develop their Community</p> <p>Development of partnership projects.</p>		<p>Right Track</p> <p>Right Track & Early Help</p> <p>Early Help & Right Track & CVS</p>

Health		<p>Ongoing intergenerational work with local schools and independent living centres.</p> <p>To develop mechanisms to involve school councils and Parent's Forum in gathering their views to inform local priorities and provision</p> <p>Working group of local advice providers trying to focus on building up financial resilience of Bestwood residents.</p> <p>Promote local support services</p>	<p>Referrals to Food Bank</p> <p>Referrals to Bestwood Directions</p> <p>Referrals to Bestwood Advice Centre</p>	<p>Schools</p> <p>Schools & Early Help</p> <p>Support providers, schools.</p> <p>All</p>
	<ul style="list-style-type: none"> ▪ Increase awareness of welfare reform and support services 			
Health	<ul style="list-style-type: none"> ▪ To reduce childhood obesity 	<p>To address barriers in accessing physical activity and promotion of healthy eating. Public Health, Family Teams, Leisure and CVS to work together to address gaps/barriers.</p> <p>Family Teams will deliver physical activities, and Healthy eating throughout universal provision</p> <p>Delivery of physical session at Leen Valley Community Centre and delivery of cook and move session at SAC and in the local community</p>	<p>Levels of childhood obesity</p>	<p>Public Health / Leisure</p> <p>Early Help</p> <p>Early Help</p>
	<ul style="list-style-type: none"> ▪ To support local volunteers, raise aspirations and support 	<p>NAT to refer individuals interested in volunteering opportunities to NCVS. NAT will continue to support the recruitment of active members through the neighbourhood questionnaire and at local events. Such vacancies could include:</p>	<p>Levels of satisfactions in neighbourhoods.</p> <p>No. of volunteers.</p>	<p>NCVS & Bestwood Partnership</p> <p>Early Help</p>

	<p>community empowerment</p> <ul style="list-style-type: none"> ▪ Area 2 volunteers - there will be a volunteer programme delivered at Southglade Children's Centre in 2015/16, which will add to the volunteering capacity supporting the Early Help team and offer the opportunity for local parents to build their skills and experiences and contribute to their communities. ▪ Local Community Centres <p>Support further community empowerment through development of four weeks four streets initiative and use of neighbourhood alert and other social media mechanisms.</p> <p>Love You Love Bestwood Campaign – to raise aspirations</p> <p>Develop a 'You Said, We Did' campaign (part of Love You, Love the Bestwood Area).</p> <p>To continue to support and celebrate local Community Champions</p>		<p>NDO / NCVS / Right Track</p> <p>All</p> <p>All</p> <p>All</p> <p>All</p>
Working	<ul style="list-style-type: none"> ▪ To raise awareness of job opportunities and provide support to get people into employment. <p>NAT to promote citywide initiatives which include:</p> <ol style="list-style-type: none"> 1) Nottingham Jobs Fund 2) Employer Hub 3) Apprenticeship Hub 4) Local Community Jobs fairs <p>Frontline staff to promote local 10-week Work Clubs run via NCN</p> <p>ESF Supporting Families Project delivered by Bestwood Directions focussing upon families with need to get back into work. Partners to refer appropriate clients.</p> <p>To support local career days at schools</p>	<p>To contribute to citywide targets</p> <p>Reduction in unemployment.</p>	<p>Economic Development (ED)</p> <p>All</p> <p>Bestwood Directions</p> <p>ED & Schools</p>

		<p>Youth Contract Project– 18-24yrs for 13-39 weeks unemployed</p> <p>Talent Match Project – 18-24 yrs for 12 months or more unemployed</p> <p>To support new Food Park opportunities</p> <p>Right Track referrals for NEETs and facilitate apprenticeship opportunities – to link into Big Wood and Top Valley Academy.</p> <p>Capacity building / digital inclusion - To address gaps in service provision including support for 16-18 years and one-off advice / drop-in.</p>		<p>Right Track / Futures</p> <p>BEST</p> <p>ED & NCN</p> <p>Right Track & Schools & Futures</p> <p>Right Track & ED</p>
--	--	--	--	---

Bestwood Community Engagement

Ward Walks

Area/ Estate	Date
Padstow Road, Astrid Gardens, Peary Close, Nansen Gardens, Ellsworth Rise, Barent Walk, Morrell Bank and Leahy Gardens	3 rd June

Events Delivered

Event	Lead Partners	Date	Venue
Day of Action	Multiple	15 th April	Leen Valley
Bestwood Estate Community Centre Easter Event	Bestwood Estate Community Association	4 th April, 2-4pm	Bestwood Estate Community Centre
Leen Valley Community Centre Easter Parade	Leen Valley Community Association	4 th April 12-4pm	Leen Valley Community Centre
Children with additional needs Easter event at the Ridge	NCC – Family Community Team	8 th April, 10.30-12pm	The Ridge Adventure Playground
Oakwood Academy & Independent Living Centre's afternoon tea	Oakwood Academy and NCH	29 th April, 1.30-2.45pm	Oakwood Academy
The Ridge Adventure Playground 5 th Birthday Celebration	NCC – Family Community Team	2 nd May, 1.00-3.00pm	The Ridge Adventure Playground

Community Meetings

Group	Date	Venue
Bestwood Estate Community Association	11 th June	Bestwood Estate Community Centre
Bestwood Park Community Centre	1 st June,	Bestwood Park Community Centre
Leen Valley Community Association	28 th April, 26 th May, 23 rd June	Leen Valley Community Centre

Future Events and Activities Planned

Event	Lead Partners	Date/ Time	Venue
Various ward walks	Locality Management	10am	tbc
Southglade Park Live	Locality Management	29 th July 12-4pm	Southglade Park
Leen Valley Summer Event	Leen Valley Community Association	1 st August 11-3pm	Leen Valley Community Centre
Bestwood Estate Summer fun afternoon	Bestwood Estate Community Association	12 th August 2-4pm	Bestwood Estate Community Centre
The Peoples Church Summer week of activities	The Peoples Church	w/c 24 th August – all week	The Peoples Church

Bestwood Finance

Bestwood Ward Councillor Budgets - April - June

Total Amount allocated this period	£700
De-committed this period	£0
Budget Remaining Unallocated	£32,766 (2015/16)

Bestwood Area Capital Fund

Total Amount allocated this period	£129,747
De-committed this period	£0
Budget Remaining Unallocated	£27,285 (2015-16)

Others – Section 106

None this period

Bestwood NCH Environmentals

£75,825.19

Basford Ward Priorities (Last reviewed June 2015)

Theme	Priorities	Key Actions	Outcome (Methods of evaluation)	Lead
Safer Page 59	<ul style="list-style-type: none"> To reduce anti-social behaviour in the neighbourhood priority area. 	<p>Increased high visibility patrols in the priority area with reassurance engagement with citizens in the area.</p> <p>Increase take up of ALERT and profile on Twitter and Facebook.</p> <p>To set up diversionary football sessions at Southwark School through spring and summer 2015</p> <p>Engage with young people from priority area in a programme of physical activity at Henry Mellish Sports Centre and address substance misuse and healthy eating.</p>	<p>Reduced complaints and calls from the priority area till priority resolved.</p> <p>Increase in information with residents.</p> <p>Young people in the area attracted to diversionary activities</p>	<p>Police & Community Protection</p> <p>Police & Community Protection</p> <p>NM</p> <p>CBF Gym</p>
Neighbourhoods	<ul style="list-style-type: none"> To improve the visual appearance of neighbourhoods by tackling hotspot areas Reduce empty vacant spaces 	<p>Area 2 Transformation – plan of action to address environmental issues to be developed for problematic sites (August 2013).</p> <p>Undertake regular ward walks to identify neighbourhood issues.</p> <p>Educational project at local schools to produce reports on the issue. Students to raise awareness in the community and to become responsible citizens.</p> <p>There are a number of small plots of land that attract fly-</p>	<p>Level of public satisfaction in neighbourhoods.</p> <p>NCH estate star ratings</p> <p>Levels of cleanliness / fly tipping.</p> <p>Identify a suitable site and bring partners together into</p>	<p>All</p> <p>CP</p> <p>All</p> <p>NM/City Services</p> <p>NM/NCH</p>

		<p>tippling and graffiti. These areas can be a drain on resources during clean up operations. Bring these areas into use by investigating re-allocation of land to adjoining properties.</p>	<p>a working party to explore ways of bring site back into use.</p>	
<p>Families</p> <p>Page 60</p>	<ul style="list-style-type: none"> Activities for young people Develop Community Event Develop a local youth Forum Work with local schools to build partnerships 	<p>Provision of activities for young people on at least 4 nights a week in the Basford ward. Deliver weekly Youth and Play session at Basford Community Centre. Increase in numbers attending sessions.</p> <p>To set up a drop in facility for 16-21 year olds at Heathfield CC.</p> <p>Community events throughout summer 2015.</p> <p>To empower young people in the area and encourage young people to take ownership of their community. Encourage volunteering from young people particularly at Heathfield CC.</p> <p>Build on this work to challenge ASB, health issues and employment opportunities.</p>	<p>Increase in numbers of young people participating in positive activities.</p> <p>Attendance and reduction in ASB reporting.</p> <p>Numbers attending.</p> <p>Monitor numbers young people attending forums and other ward based events.</p> <p>Events held in schools</p>	<p>Family Community Team</p> <p>NM/Heathfield CC</p> <p>NM</p> <p>FCT</p> <p>FCT/NM</p>
Health	<ul style="list-style-type: none"> Healthy Eating and reducing childhood obesity 	<p>Healthy lifestyles and healthy eating through cooking activities at Children's Centre.</p> <p>Ridewise to work on a number of projects in the ward to encourage healthier way of travelling such as walking and cycling. As part of this we will engage with Ellis Guilford School to encourage healthier options for travelling to school.</p> <p>Getting Active events to be planned in partnership with FCT, Decade of Better Health. This will involve healthy eating, physical activities and workshops.</p>	<p>Levels of childhood obesity</p> <p>Number of students taking up cycling.</p>	<p>Family Community Team</p> <p>Ridewise/ NM</p>

Working	<ul style="list-style-type: none"> To raise awareness of job opportunities and provide support to get people into employment. 	<p>NAT to promote citywide initiatives which include:</p> <ol style="list-style-type: none"> 1) Nottingham Jobs Fund 2) Employer Hub 3) Apprenticeship Hub 4) Local Community Jobs fairs <p>To support local career days at schools</p>	<p>To contribute to citywide targets</p> <p>Reduction in unemployment.</p>	Economic Development
---------	---	---	--	----------------------

Basford Community Engagement

Ward Walks

Area/ Estate	Date/ Time	Meeting Point
Ring Road Whitemoor Estate	25 th June	Junction of Ring Road and Newport Drive
Heathfield Estate W	3 rd Setember	Junction of RR and Ventnor Rise
Heathfield Estate E	8 th October	Outside Heathfiled School
Gayhurst Estate Area	19 th November	Junction of Park Lane and Selwyn Close

Events Delivered

Event	Lead Partners	Date / Time	Venue
Flood Consultation	National Flood Forum/LM	May 2015	Various

Community Meetings

Group	Date	Venue
Rosegay TRA	11 Oct, 8 June	Southwark School
Highbury Vale TRA	5 Nov, 2 June	Our Ladies Church Hall
Heathfield CA	14 May	Heathfield CC

SALTAR	23 Apr, 28 Apr, 26 May, 30 June	The Mill
CBF Gymnasiums	24 Apr, 13 May, 4 June	Henry Mellish Sports Centre
Friends of Vernon Park	6 May	Vernon Park

Future Events and Activities Planned

Event	Lead Partners	Date/ Time	Venue
Vernon Park Summer Fun Day	LM	24 July 2015	Vernon Park
Heathfield CA Fun Day	Heathfield CA/LM/FCT	28 July 2015	Heathfield Park
Highbury Vale TRA Fun Day	HVR TRA/LM/NCH	1 August 2015	Brooklyn Park
Stockhill Park Fun Day	SALTAR/LM	12 August	Stockhill Park
Area Youth Forum	FCT/Right Track	18 Sep 2015	Bestwood
Ward Forum	LM	23 Sep 2015	Southwark School

Basford Finance

Ward Councillor Budgets	
2015-2016 Allocation (inc c/f from 2014-15)	£15,580
Total Amount allocated this period	£6,500
Budget Remaining unallocated (inc. of 2014-15 allocation)	£9,080

Area Capital Fund	
Total Amount allocated this period	£19,250
Decommitted this period	£0
Budget Remaining unallocated (inc. of 2013-15 allocation)	£87,014

Others – Section 106, NCH Environmentals	
None this period	£65,000

Basford and Bestwood Area Committee - 30 September 2015

Police update - Q1, April to June 2015

Basford Ward

During the first three months of the recording year, overall crime has fallen by over 3% compared to the same period last year.

Dwelling house burglary has decreased during this quarter. We have made several positive arrests which have seen persons remanded in custody for several of these offences. We continue to focus on this area to prevent further victims of crime.

Vehicle crime has seen the biggest decrease in this quarter with 38 offences less compared to the same period last year, a 71% reduction.

There have been reductions in criminal damage and drug related offences.

There has been an increase in robbery compared to last year, majority of these relate to a male robbing persons of mobile phones following internet based communications. This person has now been charged with 8 offences.

Burglary Other, more commonly known as shed/garage burglaries have seen an increase with the most popular item stolen being bicycles.

Anti-Social Behaviour (asb) during this period has decreased by 7% compared to the same period last year. We are constantly reviewing our approach to asb utilising criminal and civil powers.

The Community Priority during this period has been asb, nuisance motor bikes around Heathfield and Park Lane areas. During this period we have several Section 59 Notices to the uses of such motorised vehicles and continue to educate people reference the impact of their behaviours.

Bestwood Ward

During the first three months of the recording year overall crime has risen by 7% compared to the same period last year.

Dwelling House burglary during this period has decrease by 32 offences compared to the same period last year. This is a reduction of over 74%. We have prioritised our focus on the individuals who commit these crimes as a result several persons are now serving custodial sentences. We have also improved our crime prevention offer in the area to reduce the risk of being a victim of crime.

Vehicle crime, criminal damage and drug related offences have all decreased during this period.

There had been an increase in robberies on the Bestwood Ward during this period, this was predominantly due to a number of street robberies happening over a 3/4 day period in May, and five persons have been arrested in connection with these offences.

Theft related offences increased during this period compared to the same period last year, a number of these offences were shop thefts from local stores. 3 persons were identified and admitted over 20 offences.

Anti-Social Behaviour (asb) during this period has decreased by 11% compared to the same period last year. We are constantly reviewing our approach to asb utilising criminal and civil powers and partnership resources.

The Community Priority during this period has been the area of Kyle View, Huggett Gardens. This is in relation to asb, nuisance vehicles and suspected drug misuse in the area. To tackle this issue we have utilised new legislation under Section 34 of the Anti-Social Behaviour, Crime and Policing Act 2014 to disperse persons from the area causing issues.

AREA 2 COMMITTEE 30th SEPTEMBER 2015

Title of paper:	AREA CAPITAL FUND - 2015/16 Programme	
Director(s)/ Corporate Director(s):	Andy Vaughan Director of Commercial & Neighbourhood Services	Wards affected: Basford and Bestwood
Report author(s) and contact details:	Dale Griffin Neighbourhood Development Officer - Bestwood Ward 0115 8833736 dale.griffin@nottinghamcity.gov.uk Gursharan Singh Nijran Neighbourhood Development Officer - Basford Ward Tel 0115 8833734 gursharan.nijran@nottinghamcity.gov.uk	
Other colleagues who have provided input:	Nancy Hudson, Projects Officer, Highway Services Tel: 0115 8765633 nancy.hudson@nottinghamcity.gov.uk	
Date of consultation with Portfolio Holder(s) (if relevant)		
Relevant Council Plan Strategic Priority:		
Cutting unemployment by a quarter		<input type="checkbox"/>
Cut crime and anti-social behaviour		<input checked="" type="checkbox"/>
Ensure more school leavers get a job, training or further education than any other City		<input type="checkbox"/>
Your neighbourhood as clean as the City Centre		<input checked="" type="checkbox"/>
Help keep your energy bills down		<input type="checkbox"/>
Good access to public transport		<input type="checkbox"/>
Nottingham has a good mix of housing		<input type="checkbox"/>
Nottingham is a good place to do business, invest and create jobs		<input checked="" type="checkbox"/>
Nottingham offers a wide range of leisure activities, parks and sporting events		<input checked="" type="checkbox"/>
Support early intervention activities		<input type="checkbox"/>
Deliver effective, value for money services to our citizens		<input checked="" type="checkbox"/>
Summary of issues (including benefits to citizens/service users):		
This report provides Councillors with: Latest spend proposals under the Area Capital Fund including highways and footways		
Recommendation(s):		
1	Note the Area Capital monies available to Bestwood and Basford as outlined in Appendix 1.	
2	That Area Committee approves the committed Area Capital schemes in Appendix 1.	

1. REASONS FOR RECOMMENDATIONS

- 1.1 The Nottingham LTP 2011-2026 maintains a commitment to deliver local transport improvements across Nottingham's Neighbourhoods and prioritises small scale transport improvements of importance to local communities.
- 1.2 As part of the budget process Nottingham City Council approved in March 2015 an LTP capital allocation of £1.25 million citywide between 2015-2016.
- 1.3 To give opportunity for the Area Committee to make comment on suggested schemes and their progress.

2. BACKGROUND (INCLUDING OUTCOMES OF CONSULTATION)

- 2.1 The Area Capital Programme was established in 2006 to improve the environment of the neighbourhoods and to create a sense of place for residents in order to improve the quality of life of local people. The improvements that have been carried out to date using this programme, have included: footpaths, fences, visual enhancements to public realm, refurbishment of parks and improvements to public buildings.
- 2.2 Resources are allocated from the Nottingham City Council general fund, the Local Transport Plan (LTP) and from the Housing revenue Account. To achieve a joint approach to environmental improvements in neighbourhoods, a greater degree of flexibility has been established to prioritise and deliver improvements so that there is a synergy in local solutions for local issues across neighbourhoods.
- 2.3 The programme of works is a rolling programme. There have been instances where schemes are started, with strong community involvement and interest, only to be altered at a later stage due to changing circumstances such as economic conditions and changes in land values.
- 2.4 The Area Committee, particularly community representatives, are invited to comment specifically on those schemes identified in the proposals column and also to consider whether certain schemes can be linked to other programmes of work in order to generate best value and create a greater impact on the local area.

3. OTHER OPTIONS CONSIDERED IN MAKING RECOMMENDATIONS

- 3.1 None

4. FINANCE COMMENTS (INCLUDING IMPLICATIONS AND VALUE FOR MONEY/VAT)

- 4.1 Bringing together the various strands which form part of the Area Capital Programme enables the City Council to respond efficiently in delivering on public realm improvements as identified by local people.

5. LEGAL AND PROCUREMENT COMMENTS (INCLUDING RISK MANAGEMENT ISSUES, AND LEGAL, CRIME AND DISORDER ACT AND PROCUREMENT IMPLICATIONS)

- 5.1 A risk register has been produced which is regularly monitored.

6. EQUALITY IMPACT ASSESSMENT

Has the equality impact been assessed?

Not needed (report does not contain proposals or financial decisions)

☒

No

☐

Yes – Equality Impact Assessment attached

☐

Due regard should be given to the equality implications identified in the EIA.

7. LIST OF BACKGROUND PAPERS OTHER THAN PUBLISHED WORKS OR THOSE DISCLOSING CONFIDENTIAL OR EXEMPT INFORMATION

- 7.1 Highways Framework Agreement.

8. PUBLISHED DOCUMENTS REFERRED TO IN COMPILING THIS REPORT

- 8.1 Executive Board Report, 24 February 2015, as part of Item 15, Medium Term Financial Plan 2015/16-2017/18, under Annex 3, Capital Programme.

Appendix 1

Basford Area Capital 2015 - 2016 Programme

Basford LTP schemes

Location	Type	Councillor Prioritised / Area Committee Approved	Estimate	Estimated start date	Completed	Details
Bracknell Crescent/ Hayling Drive	TRO	Prioritised 12 August 2015	£7,000			Junction protection at the junction of Bracknell Cres / Hayling Dr to address parking issues at Whitemoor School - lead service: Traffic & Safety
Park Lane	Bollards	Tabled June 2015	£3,000	tbc		Additional bollards outside Southwark School to prevent parking on the pavement - lead service: Traffic & Safety

Total LTP schemes*

£10,000

Basford Public Realm schemes

Location	Type	Councillor Prioritised / Area Committee Approved	Estimate	Estimated start date	Completed	Details
Seawyn Close	area improvement	Prioritised 12 August 2015	£4,250			Additional contribution to Groundworks plan to include landscaping, parking spaces, fencing, space for communal use - lead service: Neighbourhood Services
Basford Ward trees	tree works	Approved June 2015	£5,000	tbc		Contribution to 3 year city-wide programme of felling inappropriately placed trees and replacement tree planting - lead service: Parks & Open Spaces

Total Public Realm schemes**

£9,250

Basford Withdrawn schemes

Location	Type	Reason	Amount	Details

Total Decommitted***

£0

2015-2016 LTP allocation

£66,000

LTP carried forward from 2013-2015

£0

2015 - 2016 Public Realm allocation

£39,600

Public Realm carried forward from 2013-2015

£664

Total Available 2015 - 2016 ACF

£106,264

<i>*Less LTP schemes</i>	-	£10,000
<i>**Less Public Realm schemes</i>	-	£9,250
<i>***Decommitted funds</i>	+	£0
Remaining available balance		£87,014
LTP element remaining		£56,000
Public Realm element remaining		£31,014

Bestwood Area Capital 2015 - 2016 Programme

Bestwood LTP schemes

Location	Type	Councillor Prioritised / Area Committee Approved	Estimate	Estimated start date	Completed	Details
Bestwood street name plates	SNP	Approved June 2015	£1,364	July 2015	31/08/15	Provide/replace street name plates at Crossfield Drive, Bala Drive, Belsay Road and Farr Row - lead service: Highway Maintenance
Bestwood Park Drive 1	footpaths	Approved June 2015	£45,818			Footpath resurfacing on Bestwood Park Drive from Treegarh Square to Deer Park Drive - lead service: Highway Maintenance
Pedmore Valley	footpaths	Approved June 2015	£15,565			Footpath resurfacing on Pedmore Valley from steps area to Walgrave Walk - lead service: Highway Maintenance

Total LTP schemes*

£62,747

Bestwood Public Realm schemes

Location	Type	Councillor Prioritised / Area Committee Approved	Estimate	Estimated start date	Completed	Details
Bestwood Ward trees	tree works	Approved June 2015	£5,000	tbc		Contribution to 3 year city-wide programme of felling inappropriately placed trees and replacement tree planting - lead service: Parks & Open Spaces
Leybourne Drive	area improvement	Approved June 2015	£50,000	tbc		Contribution to public realm improvement scheme in partnership with NCH - lead service: NCH
Eden Glade	area improvement	Approved June 2015	£12,000	tbc		Contribution to consultation and feasibility study into the environmentally-friendly development of the Eden Glade site - lead service: TBC

Total Public Realm schemes**

£67,000

Bestwood Withdrawn schemes

Location	Type	Reason	Amount	Details

Total Decommited***

£0

2015-2016 LTP allocation

£78,000

LTP carried forward from 2013-2015

£0

2015 - 2016 Public Realm allocation	£46,850
Public Realm carried forward from 2013-2015	£32,182
Total Available 2015 - 2016 ACF	£157,032
*Less LTP schemes	- £62,747
**Less Public Realm schemes	- £67,000
***Decommitted funds	+ £0
Remaining available balance	£27,285
LTP element remaining	£15,253
Public Realm element remaining	£12,032

This page is intentionally left blank

AREA 2 COMMITTEE 30TH SEPTEMBER 2015

Title of paper:	Area Committee Finance and Delegated Authority – Q1 April to June 2015	
Director(s)/ Corporate Director(s):	Andy Vaughan Director of Commercial and Neighbourhood Services	Wards affected: Basford and Bestwood
Report author(s) and contact details:	Dale Griffin Neighbourhood Development Officer - Bestwood Ward 0115 8833736 dale.griffin@nottinghamcity.gov.uk Gursharan Singh Nijran Neighbourhood Development Officer - Basford Ward Tel 0115 8833734 gursharan.nijran@nottinghamcity.gov.uk	
Other colleagues who have provided input:	Anita Winter Accountancy Support Officer - Finance anita.winter@nottinghamcity.gov.uk Tel 0115 8763714	
Date of consultation with Portfolio Holder(s) (if relevant)		
Relevant Council Plan Strategic Priority:		
Cutting unemployment by a quarter		<input type="checkbox"/>
Cut crime and anti-social behaviour		<input checked="" type="checkbox"/>
Ensure more school leavers get a job, training or further education than any other City		<input type="checkbox"/>
Your neighbourhood as clean as the City Centre		<input checked="" type="checkbox"/>
Help keep your energy bills down		<input type="checkbox"/>
Good access to public transport		<input type="checkbox"/>
Nottingham has a good mix of housing		<input type="checkbox"/>
Nottingham is a good place to do business, invest and create jobs		<input type="checkbox"/>
Nottingham offers a wide range of leisure activities, parks and sporting events		<input checked="" type="checkbox"/>
Support early intervention activities		<input checked="" type="checkbox"/>
Deliver effective, value for money services to our citizens		<input checked="" type="checkbox"/>
Summary of issues (including benefits to citizens/service users):		
This report advises the Area 2 Committee of the use of delegated authority by the Director of Communities and provides an up to date finance report.		
Recommendation(s):		
1	That the Area Committee note the actions agreed by the Director of Neighbourhood Services in respect of projects and schemes within Area 2, detailed in Appendix A and B, and note the new allocations for 2015-2016 of £5,000 for each Councillor.	

1. REASONS FOR RECOMMENDATIONS

- 1.1 Records detailing Members spending decisions and consultation are shown in the attached Appendix. In accordance with the Constitution the Area Committee is required to note spending decisions taken by Ward Members. This report outlines the spending decisions for the new financial year for the quarter April to June 2015.

2. BACKGROUND (INCLUDING OUTCOMES OF CONSULTATION)

- 2.1 This action follows the arrangements established by the Executive Board to allow for spending approvals through individual Members budget allocations and Area Committee Finances.

3. OTHER OPTIONS CONSIDERED IN MAKING RECOMMENDATIONS

- 3.1 Not to provide the funding outlined in Appendix 1 but the funding requested will provide additional services or benefit to residents of Bestwood and Basford wards.

4. FINANCE COMMENTS (INCLUDING IMPLICATIONS AND VALUE FOR MONEY/VAT)

- 4.1 Members had an individual allocation for 2015/16 of £5,000.
4.2 The full balance has not been allocated. Further projects will be reported to a subsequent committee.

5. LEGAL AND PROCUREMENT COMMENTS (INCLUDING RISK MANAGEMENT ISSUES, AND LEGAL, CRIME AND DISORDER ACT AND PROCUREMENT IMPLICATIONS)

- 5.1 These arrangements provide transparency and regulation to the spending of individual Member's allocation.
5.2 The funds allocated by Area Committee are used to address diverse needs from various sections of the community and reduce inequalities.

6. EQUALITY IMPACT ASSESSMENT

Has the equality impact been assessed?

Not needed (report does not contain proposals or financial decisions)

X

No

☐

Yes – Equality Impact Assessment attached

☐

Due regard should be given to the equality implications identified in the EIA.

7. LIST OF BACKGROUND PAPERS OTHER THAN PUBLISHED WORKS OR THOSE DISCLOSING CONFIDENTIAL OR EXEMPT INFORMATION

- 7.1 Delegated authority for each scheme listed in Appendix A is held by the Committee Section.

8. PUBLISHED DOCUMENTS REFERRED TO IN COMPILING THIS REPORT

- 8.1 Executive Board – 20 May 2008 – Ward Member Budgets

APPENDIX A

Basford Ward Budget Allocations 2015/16

Allocated Schemes: Basford Ward	Councillor(s)	Amount (total)
Basford Library Notice Board	Arnold, Norris and Ottewell	£1,500
Vernon Park Summer Fun Day	Arnold, Norris and Ottewell	£1,500
Heathfield Over 16's Summer Programme	Arnold, Norris and Ottewell	£1,000
SALTAR Summer 2015 Programme	Arnold, Norris and Ottewell	£1,000
Heathfield Summer 2015 Programme	Arnold, Norris and Ottewell	£1,000
Zodiac All Stars Carnival Troupe	Arnold, Norris and Ottewell	£500

Balance brought forward 2015/16	£580
Allocation 2015/16	£15,000
Total available allocation	£15,580
Total allocated at 30/06/2015	£6,500
Total unallocated at 30/06/2015	£9,080

Schemes committed but not allocated		
Highbury Vale planting on Brayton Crescent Phase 2	Arnold, Norris and Ottewell	£450
Notice board for Bagthorpe allotments	Arnold, Norris and Ottewell	£300
Boots Linear Netball Club	Arnold, Norris and Ottewell	£400
TOTAL		£1,150

APPENDIX B

Bestwood Ward Budget Allocations 2015/16

Allocated Schemes: Bestwood Ward	Councillor(s)	Amount (total)
Bestwoods Got Talent 2016	Grocock, Smith and Wildgust	£200
Carers Roadshow	Grocock, Smith and Wildgust	£500

Balance Brought forward 2015/16	£18,466
Allocation 2015/16	£15,000
Total Available Allocation	£33,466
Total de-committed	£0
Total allocated at 30/06/2015	£700
Total unallocated at 30/06/2015	£32,766

Schemes committed but not allocated	Councillor(s)	Amount (total)
Christmas Lights 2015	Grocock, Smith and Wildgust	£16,000
Bestwood Community Brochure	Grocock, Smith and Wildgust	£452
Sharewear Clothing Scheme Rent	Grocock, Smith and Wildgust	£1500
The People's Church Chairs	Grocock, Smith and Wildgust	£4905
Total		£22,857